


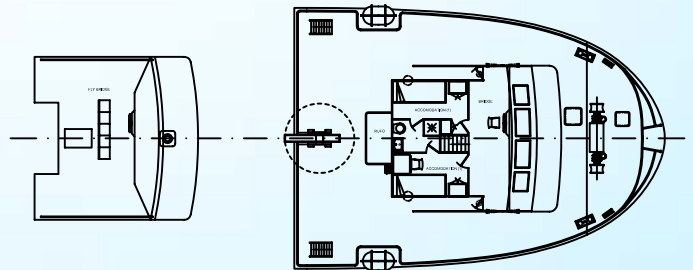
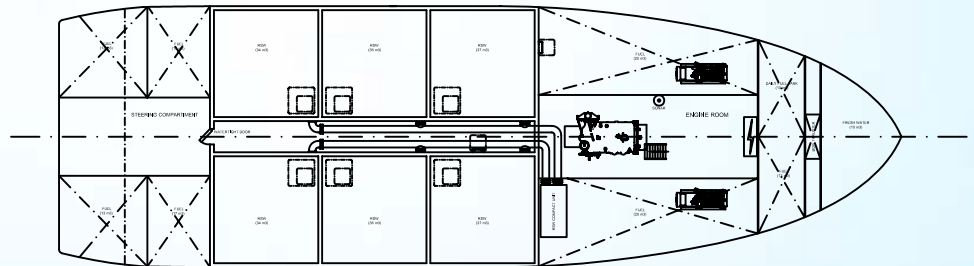
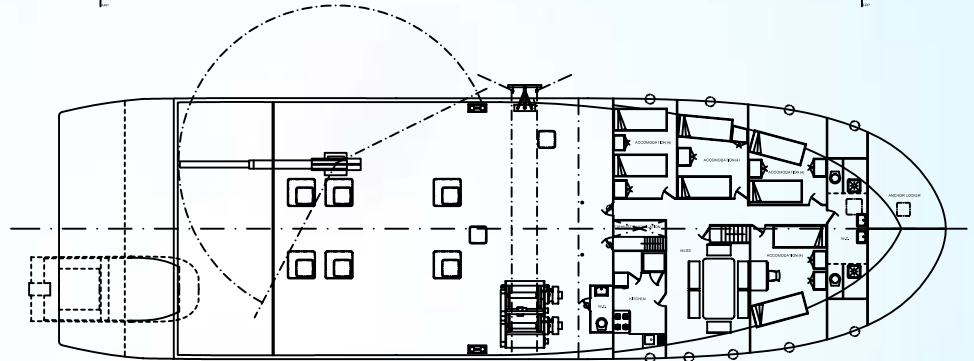
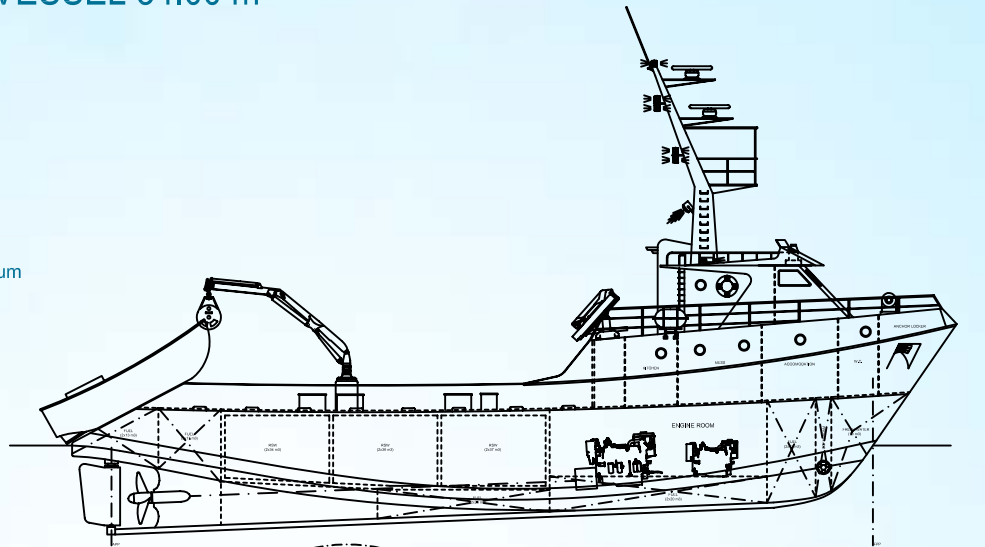
SEINING TUNA FISHING VESSEL 34.00 m

Designer: Estaleiros Navais de Peniche
 Hull material: Steel
 Superstructure material: GRP
 Engine: Caterpillar 3508, 1000 HP @ 1800 rpm
 Generator sets: 2 x 220 / 380 V AC @ 50 Hz
 Maximum speed: 12 knots
 RSW taks: 214 m3
 Crew: 18

Double purse seining winch for steel wire, with drum
 Crane for net-hauler
 Power Block type net-hauler
 Manoeuvre crane

Electronics:

GPS / Plotter
 GPS
 Radar 76 MN
 Radar 24 MN
 2 VHF / DSC class A
 SSB / DSC class A
 EPIRB
 SART
 Emmergency VHF
 Echo Sounder
 Sonar



PRELIMINARY DESIGN MAIN DIMENSIONS

LENGTH OVER ALL	34.00 m
LENGTH BETWEEN PERPENDICULARS	29.20 m
BEAM	10.00 m
DEPTH	4.00 m
CREW	18