

GENERAL

PROJECT: NIGEL GEE & ASS
HULL MATERIAL: GRP
SUPERSTRUCTURE: GRP
VESSEL TYPE: Passengers/ Catamaran

DIMENSIONS

LENGTH O.A.: 24,00m
BEAM: 7,40m
DEPTH: 2,62m

PROPULSION

MAIN ENGINE: 2xCaterpillar C12, 425HP@2300rpm
PROPULSION: FundiBronze

SPEED

SPEED: 18knots

TANKS

FUEL: 1200L
FRESH WATER

ENERGY

NETWORK: 50Hz 24V DC

ACCOMODATION

CREW: 5
PASSENGERS: 100

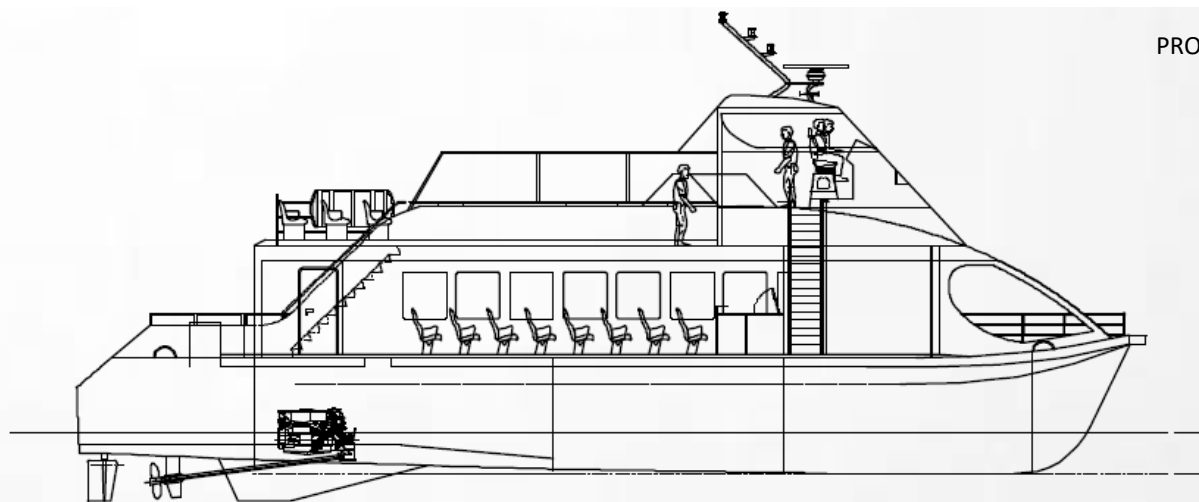
NAUTICAL AND COMMUNICATION

RADAR/ CHART PLOTTER/ GPS
AUTO PILOT
MAGNETIC COMPASS
ECHO SOUNDER
RADIO VHF
RADIO TELEPHONE MF/HF
INTERCOMMUNICATION SYSTEM

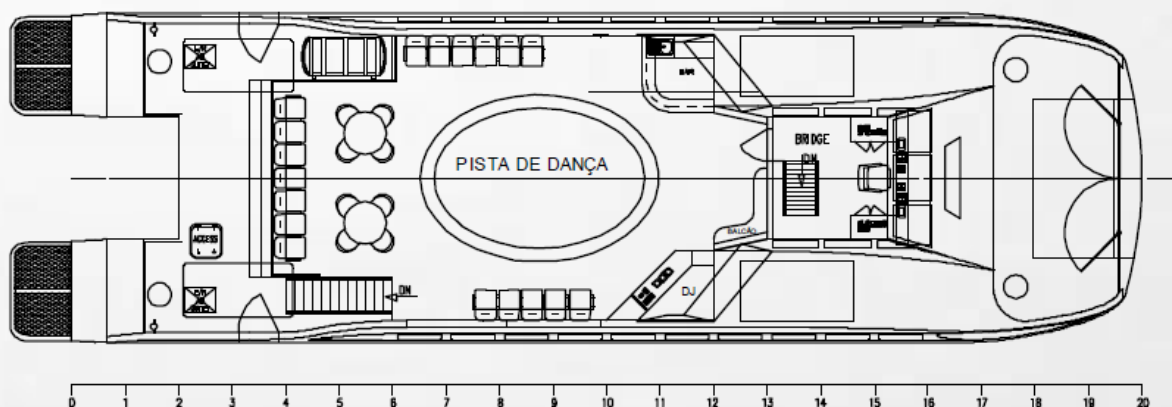
EXTRAS

CITY
SOUND SYSTEM
BAR

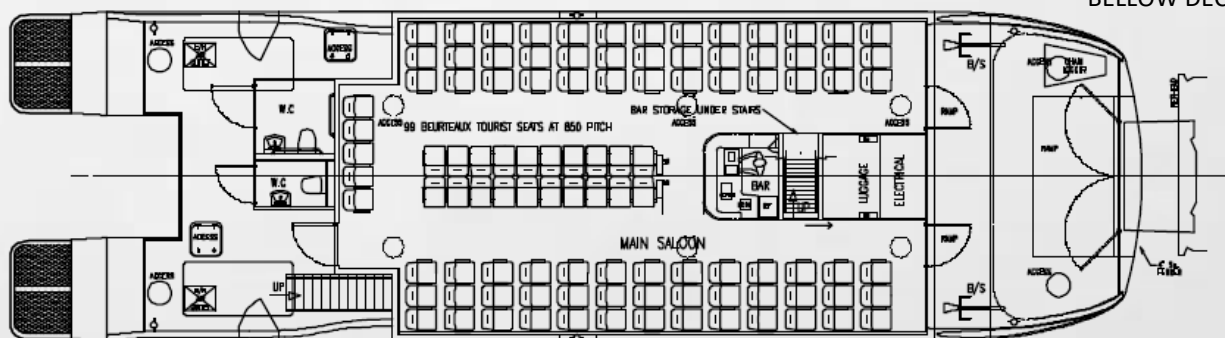
PROFILE



MAIN DECK



BELLOW DECK



Layout and equipment indicative.

Please contact info@enp.pt for more details.



Estaleiros Navais de Peniche S.A.

Molhe Leste
2520-620 Peniche

Tel: +351 262 780 420

www.enp.pt

Portugal

info@enp.pt

39.353282, -9.36773