



## GENERAL

PROJECT: SPN - Sociedade de Projectos Finais  
 HULL MATERIAL: Steel  
 SUPERSTRUCTURE: Steel  
 VESSEL TYPE: Trawler  
 BUILDING YEAR: 2004

## DIMENSIONS

LENGTH O.A.: 17,70m  
 LENGH BPP: 15,37m  
 BEAM: 5,80m  
 DEPTH: 3,20m

## PROPULSION

MAIN ENGINE: Volvo Penta D39 MAS, 450HP@1350rpm  
 GEAR BOX: ZF Masson W2450. ratio: 5,85:1  
 SHAFT AND PROPELLER: Fundibronze

## SPEED

SPEED: 11,00knots

## TANK CAPACITIES

FUEL: 32,50m<sup>3</sup>  
 FRESH WATER: 4,75m<sup>3</sup>

## ENERGY

GEN SET: Iveco Aifo 865M12, Marelli 60kVA  
 NETWORK: 400V/ 230V AC, 3 phase, 50Hz 24V DC

## ACCOMODATION

CREW: 8

## NAUTICAL AND COMMUNICATION

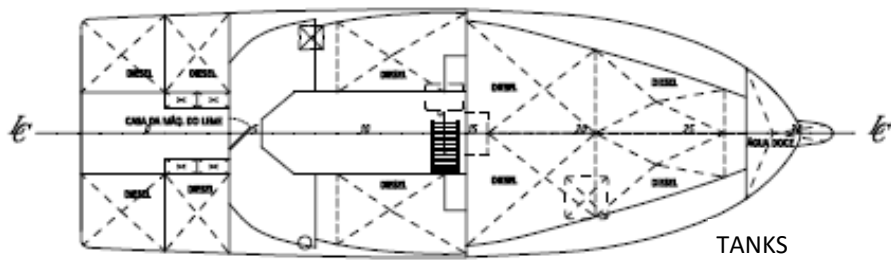
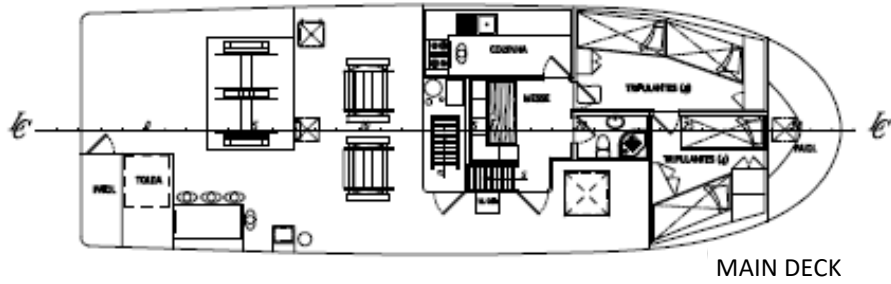
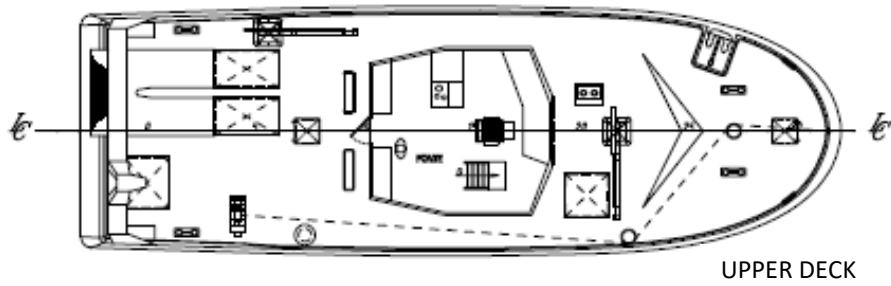
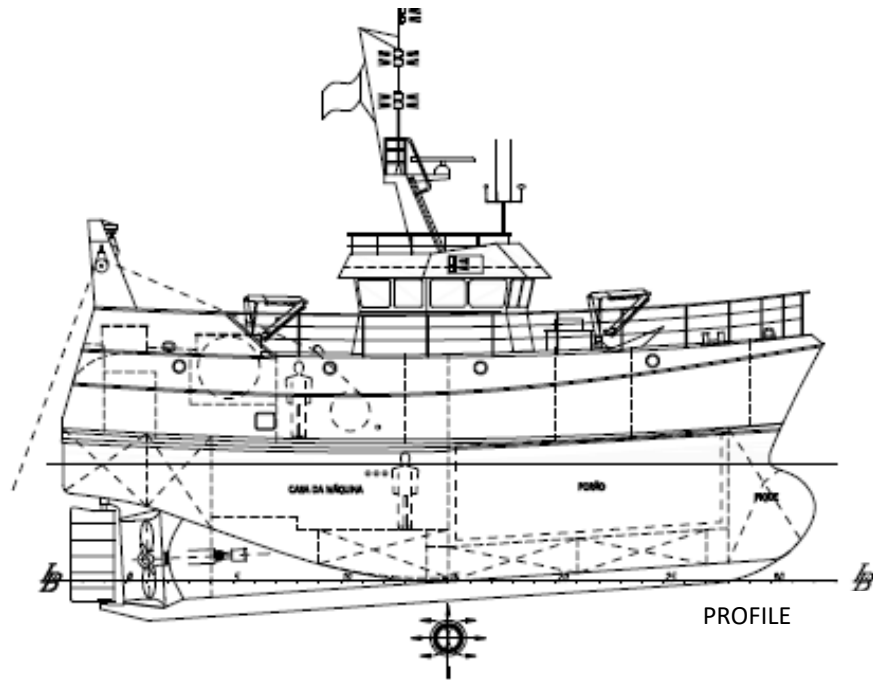
RADAR: 2x Simrad Anritsu RA 43, 64 MN  
 GPS/ CHART PLOTTER: Simrad Olex  
 GPS: Simrad Shipmate GN30  
 SONAR: JRC JFP-180BB  
 ECHO SOUNDER: 2xSimrad EQ40 38/200 kHz  
 AUTO PILOT: Robertson AP45  
 RADIO VHF: Simrad RS8400 DSC  
 RADIO TELEPHONE : Icom SSB IC710  
 GYRO COMPASS: Simrad KVH  
 RUDDER INDICATOR: ONWA KRI-80

## CARGO

FISH REFRIGERATION SYSTEM: RSW  
 FISH HOLD: 40m<sup>3</sup>

## FISHING EQUIPMENT

CRANES: 350Kg@5m/ 1000Kg@7m  
 TRAWLING WINCH: Penimar 1800m wire 14mm, 3,5Ton@300bar  
 NET DRUMS: Penimar 2x2,5m<sup>3</sup>



Layout and equipment indicative.

Please contact [info@enp.pt](mailto:info@enp.pt) for more details.



**Estaleiros Navais de Peniche S.A.**

Molhe Leste  
2520-620 Peniche

Tel: +351 262 780 420

[www.enp.pt](http://www.enp.pt)

Portugal

[info@enp.pt](mailto:info@enp.pt)

39.353282, -9.36773