



## GENERAL

PROJECT: ENP, SA  
HULL MATERIAL: GRP  
SUPERSTRUCTURE: GRP  
VESSEL TYPE: Tuna Vessel  
BUILDING YEAR: 2011

## DIMENSIONS

LENGTH O.A.: 26,00m  
LENGH BPP: 23,33m  
BEAM: 6,41m  
DEPTH: 3,50m

## PROPULSION

MAIN ENGINE: 2x Caterpillar 3412TA, 447kW  
GEAR BOX: Reintjes WAF 264  
PROPULSION: Fundibronze

## SPEED

SPEED: 11.0 knots

## TANKS

FUEL: 37.00 m<sup>3</sup>  
FRESH WATER: 5.50 m<sup>3</sup>

## CARGO CAPACITY

FISH HOLD RSW SYSTEM: 35m<sup>3</sup>

## ENERGY

GEN SET: 2x 100 KVA  
NETWORK: 400V/ 230V AC, 3 phase, 50Hz 24V

## ACCOMODATION

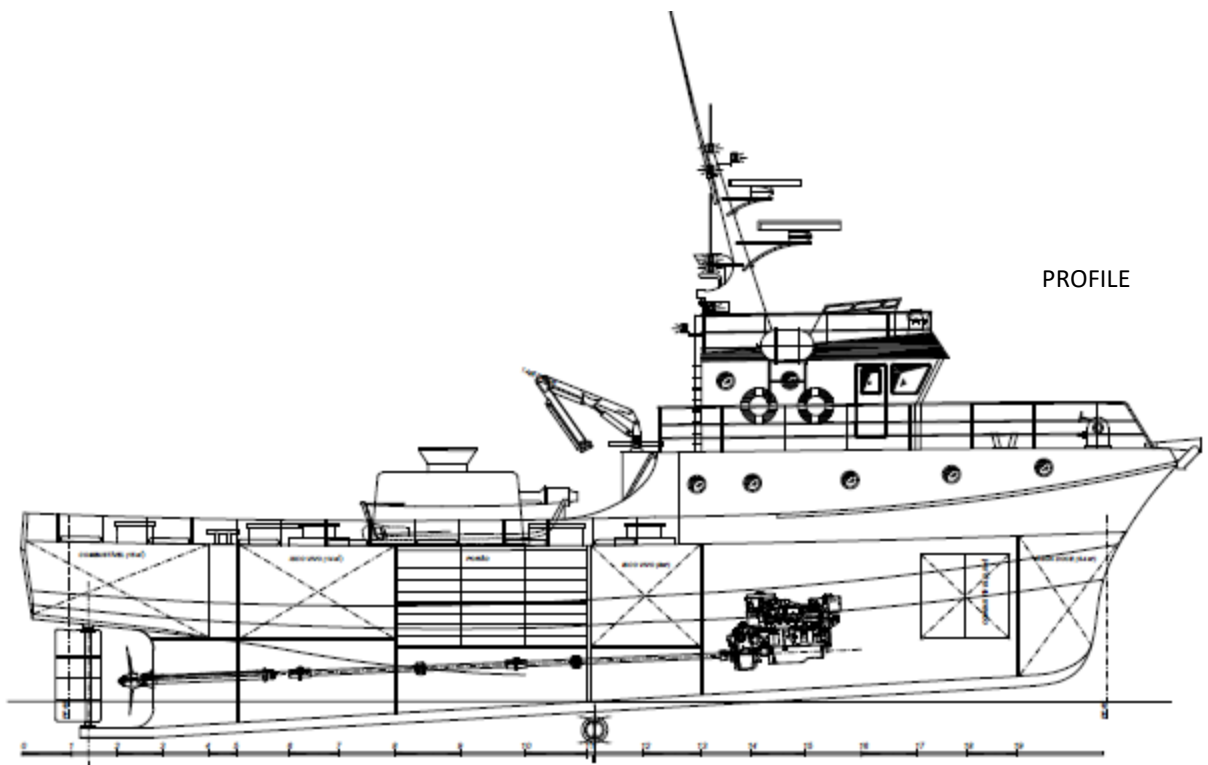
CREW: 17

## NAUTICAL AND COMMUNICATION

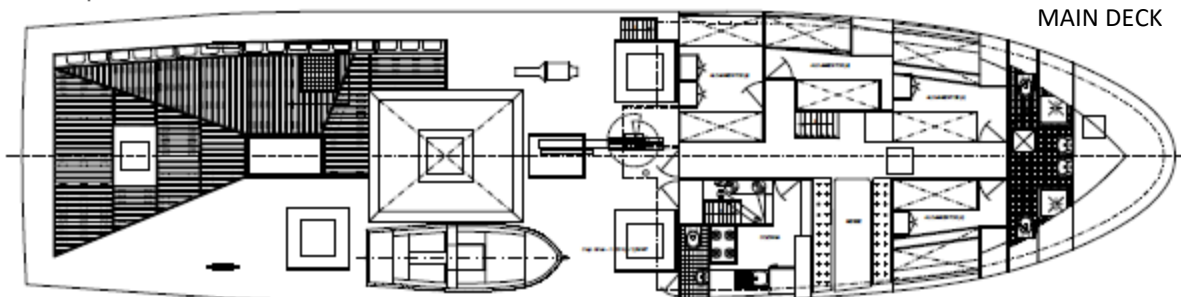
MAGNETIC COMPASS: Cassens & Plath - reflecta 4  
RADAR: Furuno 1942 64 MN e Furuno 1712 24 MN  
RADAR/ CHART PLOTTER: Furuno GP 1850  
ECHO SOUNDER: Furuno CH-28  
SONDA: Furuno FCV 291 (2x) e FVC581  
GPS/ PLOTTER: Furuno CP 31  
AUTO PILOT: Robertson AP35  
RADIO TELEPHONE MF/HF: Furuno FS-1562  
WEATHETFAX: Navtex - Furuno  
GMDSS: Furuno DSC 60  
FLUXGATE: Furuno PG 700

## FISHING EQUIPMENT

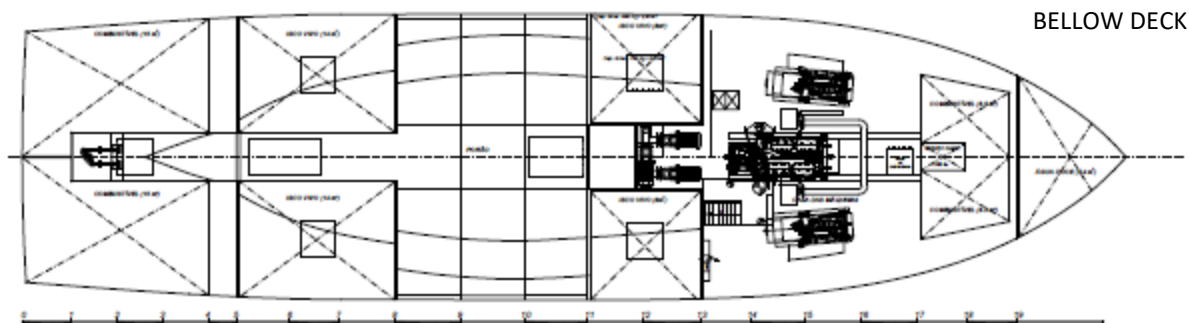
CRANES: Talleres Rouco, 2,0Ton x 2m  
WINCH: Talleres Rouco, 3,4Ton  
MOORING WINCH: Talleres Rouco, 1,5Ton



PROFILE



MAIN DECK



BELLOW DECK

Layout and equipment indicative.

Please contact [info@enp.pt](mailto:info@enp.pt) for more details.



**Estaleiros Navais de Peniche S.A.**

Molhe Leste  
2520-620 Peniche

Portugal

Tel: +351 262 780 420

[info@enp.pt](mailto:info@enp.pt)

[www.enp.pt](http://www.enp.pt)

39.353282, -9.36773