



## GENERAL

PROJECT: ENP, SA  
HULL MATERIAL: GRP  
SUPERSTRUCTURE: GRP  
VESSEL TYPE: FerryBoat  
BUILDING YEAR: 2012

## DIMENSIONS

LENGTH O.A.: 22,00m  
LENGH BPP: 18,52m  
BEAM: 6,50m  
DEPTH: 2,30m

## PROPULSION

MAIN ENGINE: 2xCaterpillar C12, 385HP@1800 rpm  
GEAR BOX: 2x ZF 325-1, 2,5:1  
PROPULSION: LAME Nautica Sea Rider Ti 15

## SPEED

SPEED: 10.0 knots

## TANKS

FUEL: 10m<sup>3</sup>  
FRESH WATER: 0.5m<sup>3</sup>

## ENERGY

NETWORK: 50Hz 24V

## ACCOMODATION

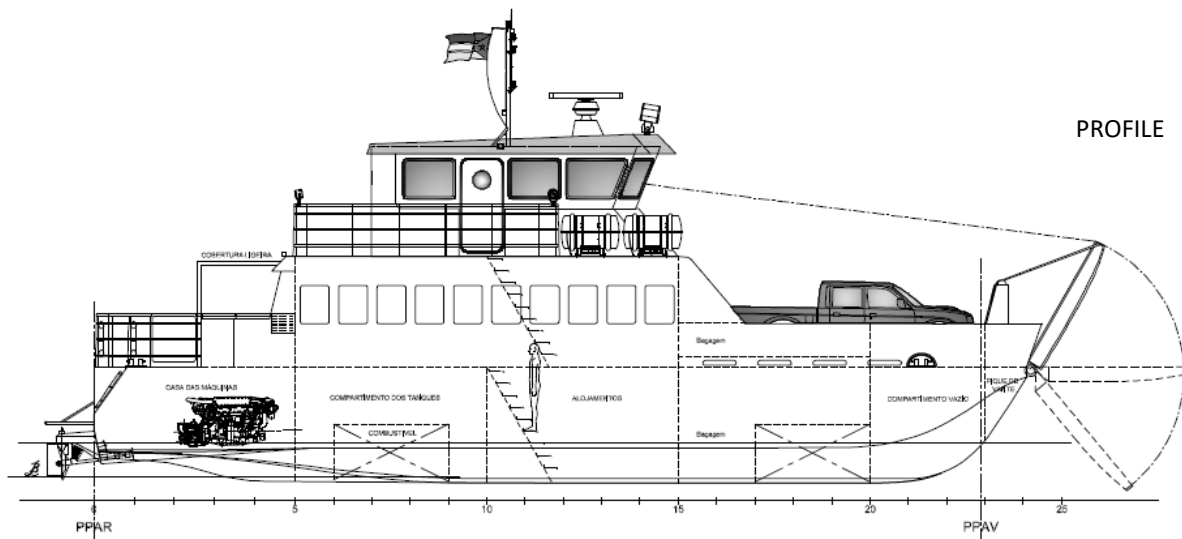
CREW: 5  
PASSENGERS: 60

## NAUTICAL AND COMMUNICATION

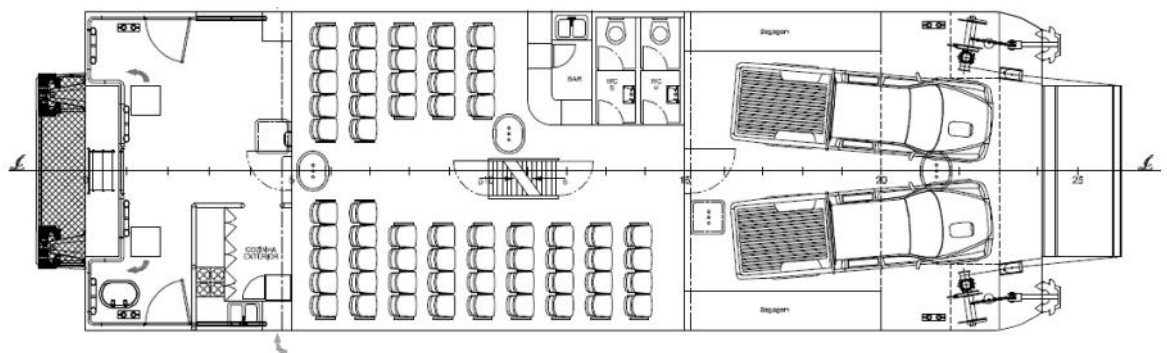
RADAR: Furuno 1715 2.2KW  
GPS CHART PLOTTER: Furuno GP-1650W  
SONDA: Furuno FCV-620  
EPIRB: Jotron Tron 40S MKII  
SART: Jotron Tron SART20  
RADIO TELEPHONE: ICOM IC-M411/  
RADIO TELEPHONE MF/HF: Sailor 6310 SSB  
INTERCOMMUNICATION SYSTEM: Zenitel ETB-5

## CARGO CAPACITY

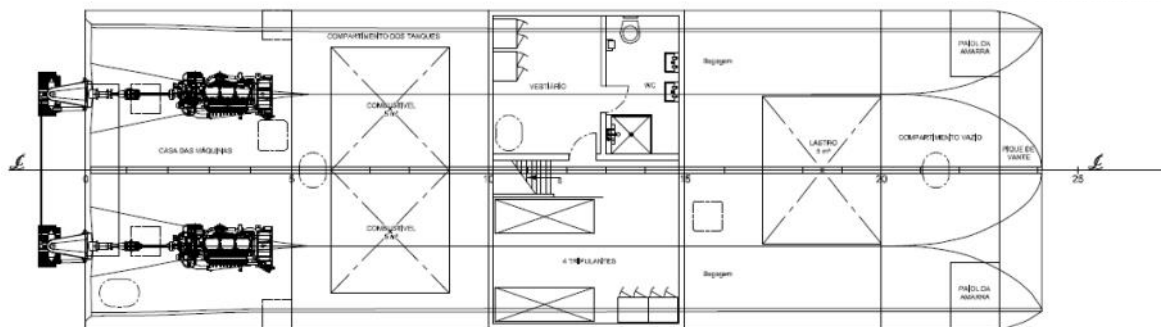
CARGO DECK: 2 Vehicles



PROFILE




MAIN DECK



BELLOW DECK

Layout and equipment indicative.

Please contact [info@enp.pt](mailto:info@enp.pt) for more details.



**Estaleiros Navais de Peniche S.A.**

Molhe Leste  
2520-620 Peniche

Tel: +351 262 780 420

[www.enp.pt](http://www.enp.pt)

Portugal

[info@enp.pt](mailto:info@enp.pt)

39.353282, -9.36773