



## GENERAL

PROJECT: ENP, S.A.  
HULL MATERIAL: Steel  
SUPERSTRUCTURE: GRP  
VESSEL TYPE: Work Boat  
BUILDING YEAR: 2013  
CLASSIFICATION: RINA, Special Service Work Boat,  
Coastal Area

## DIMENSIONS

LENGTH O.A.: 16,5m  
LENGH BPP: 15,21m  
BEAM: 5,5 m  
DEPTH: 2,46m  
DWL: 2,1m

## PROPULSION

MAIN ENGINE: Volvo D16 MH, 651HP@1800rpm  
GEAR BOX: Twin Disc MG5170 DC, ratio 4.06:1  
PROPULSION: Fundibronze

## SPEED

SPEED: 10 knots

## TANKS

FUEL: 5m<sup>3</sup>  
FRESH WATER: 23,7 m<sup>3</sup>  
FUEL OIL: 5,2 m<sup>3</sup>

## ENERGY

GEN SET: 2x Cummins Onan MDKBU, 3PH, 50Hz, 30KVA  
NETWORK: 400V/ 230V AC, 3 phase, 50Hz 24V

## ACCOMODATION

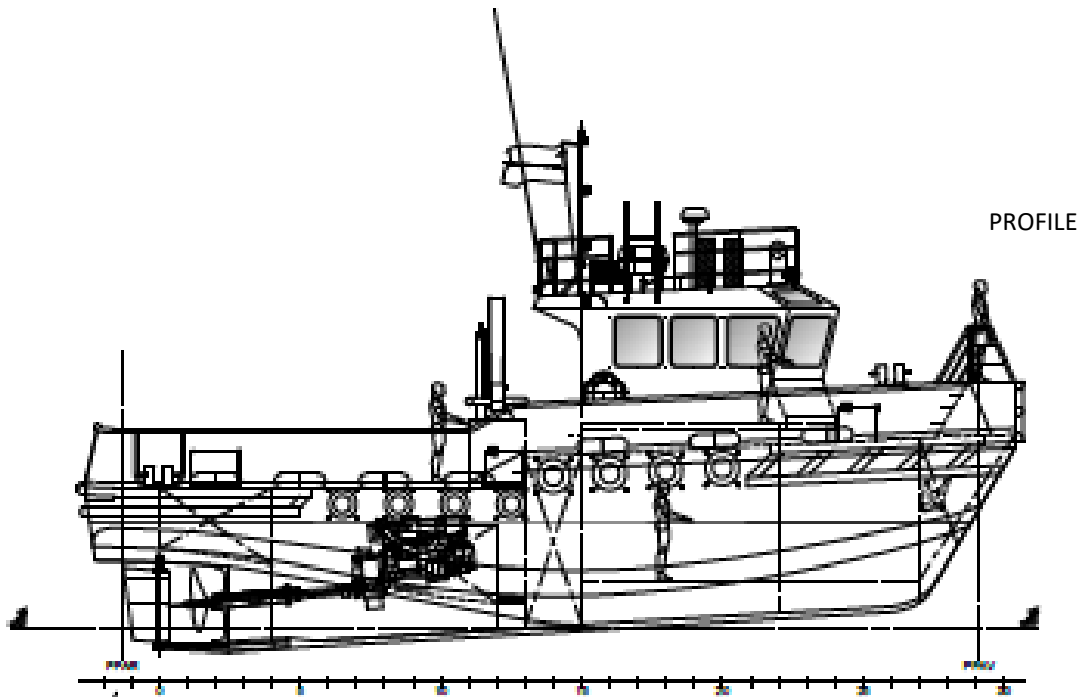
CREW: 3

## NAUTICAL AND COMMUNICATION

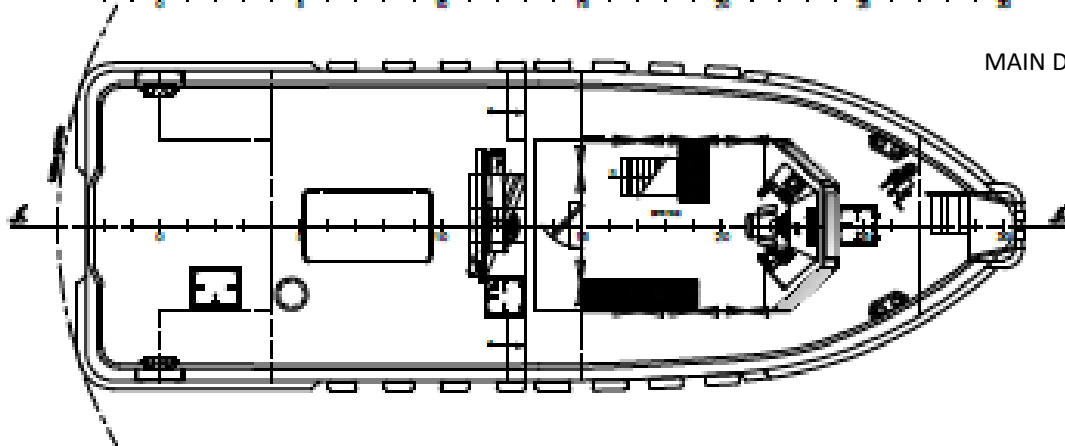
RADAR: Furuno 1835  
ECHO SOUNDER: Furuno FCV 627  
GPS/ PLOTTER: Furuno GP 1670  
RADIO TELEPHONE VHF: 2x VHF Sailor Thrane&Thrane 6215  
EPIRB: Jotron 40S 406MHz  
SART: Jotron Sart 20  
RUDDER INDICATOR: Comnav Stand Alone  
INTERCOMMUNICATION SYSTEM: Zenitel ETB-5

## SPECIFIC EQUIPMENT

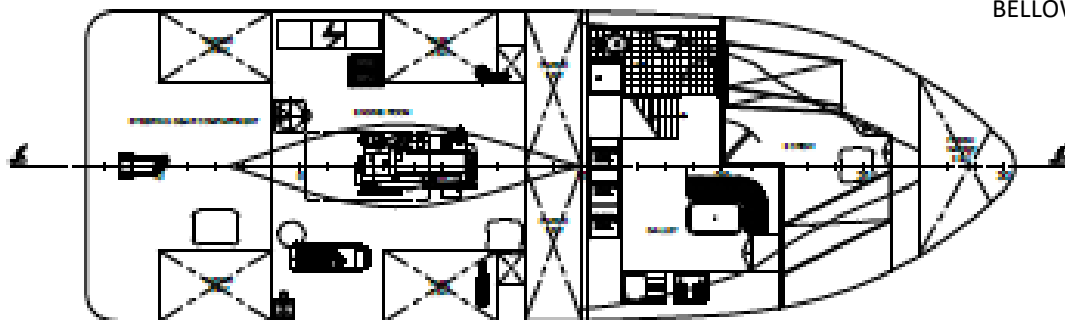
CRANE: Guerra M140.90 A2, 1650Kg @ 7.8m  
TOWING HOOK: Mampaey DCX.5/7, SWL, 7ton



PROFILE



MAIN DECK



BELLOW DECK

Layout and equipment indicative.

Please contact [info@enp.pt](mailto:info@enp.pt) for more details.



**Estaleiros Navais de Peniche S.A.**

Molhe Leste  
2520-620 Peniche

Tel: +351 262 780 420

[www.enp.pt](http://www.enp.pt)

Portugal

[info@enp.pt](mailto:info@enp.pt)

39.353282, -9.36773