



GENERAL

PROJECT: ENP, SA
HULL MATERIAL: GRP
SUPERSTRUCTURE: GRP
VESSEL TYPE: Passengers Boat
BUILDING YEAR: 2004

DIMENSIONS

LENGTH O.A.: 11.96m
BEAM: 4.38m
DEPTH: 1.04m

PROPULSION

MAIN ENGINE: Caterpillar 3306, 190HP@ 2000 rpm
GEAR BOX: MG 509 2.95/1
PROPULSION: FundiBronze

SPEED

SPEED: 12 knots

TANKS

FUEL: 1300L
FRESH WATER: 150L

ENERGY

NETWORK: 24V DC

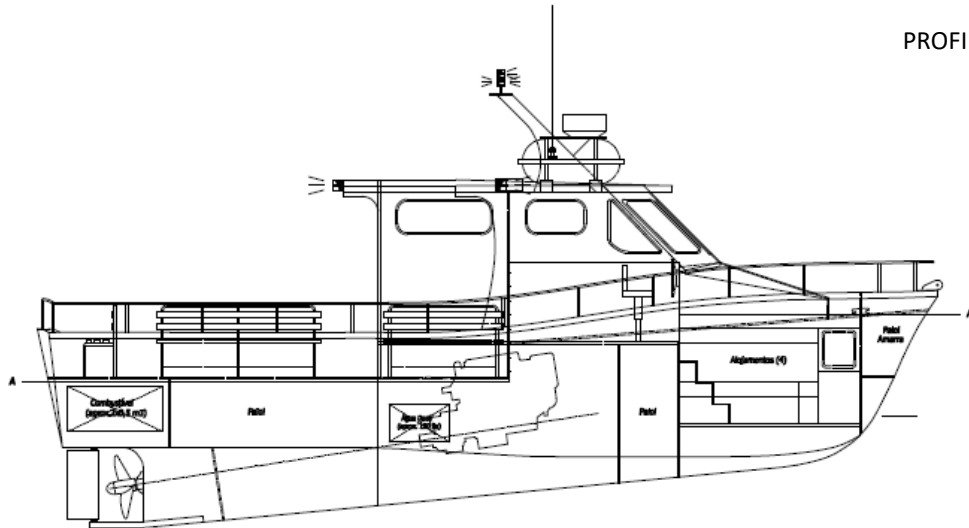
ACCOMODATION

CREW: 4
PASSENGERS: 20

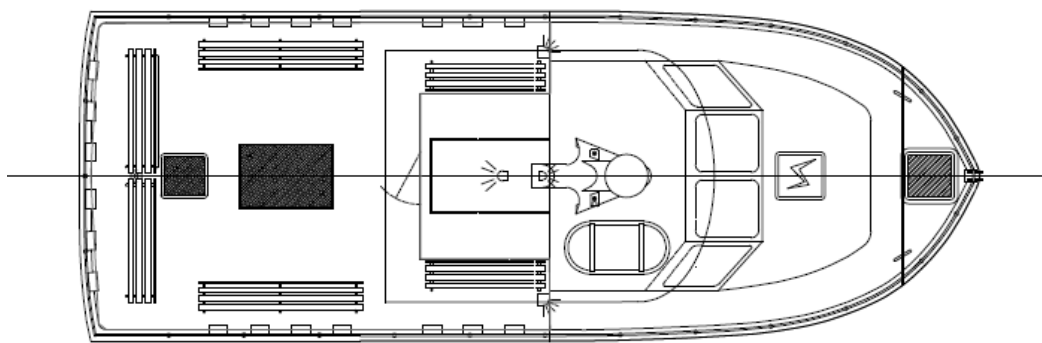
NAUTICAL AND COMMUNICATION

RADAR/ CHART PLOTTER
ECHO SOUNDER
GPS
RUDDER INDICATOR
MAGNETIC COMPASS
RADIO VHF: 2x VHF
EPIRB 406 Mhz

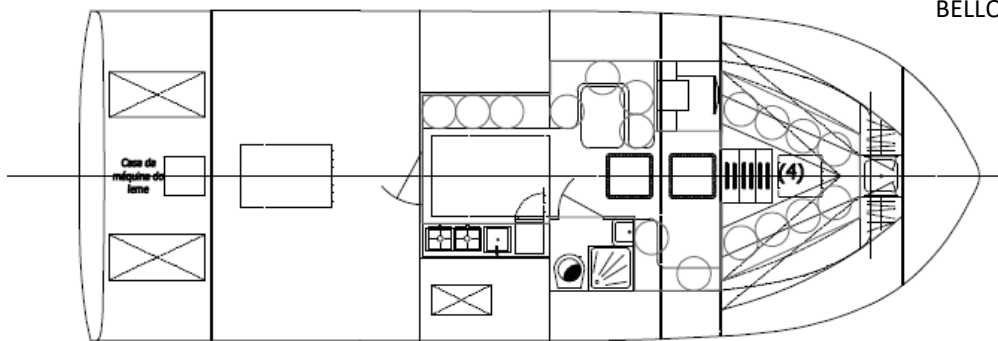
PROFILE



MAIN DECK



BELLOW DECK



Layout and equipment indicative.

Please contact info@enp.pt for more details.



Estaleiros Navais de Peniche S.A.

Molhe Leste
2520-620 Peniche

Tel: +351 262 780 420

www.enp.pt

Portugal

info@enp.pt

39.353282, -9.36773