



GENERAL

PROJECT: ENP
HULL MATERIAL: GRP
VESSEL TYPE: Ambulance Boat
BUILDING YEAR: 2018

DIMENSIONS

LENGTH O.A.: 7,4m
LENGH BPP: 6,76m
BEAM: 2,74m
DEPTH: 1,22m

PROPULSION

MAIN ENGINE: Outboard engine, 2x Honda BF115DK1 LCU
and BF115DK1 LU - 115HP
SHAFT LENGHT: Ultra Long
STEERING SYSTEM: Hydraulic steering

TANKS

FUEL: 400L
ENGINE LUB OIL: 10W40 or 15W40 ; 6,50L

ENERGY

NETWORK: 12V DC

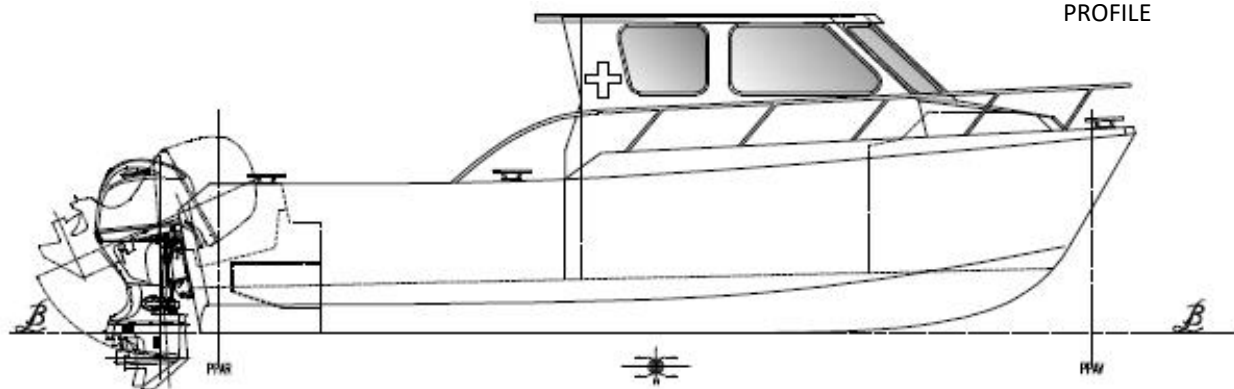
ACCOMODATION

CREW: 7

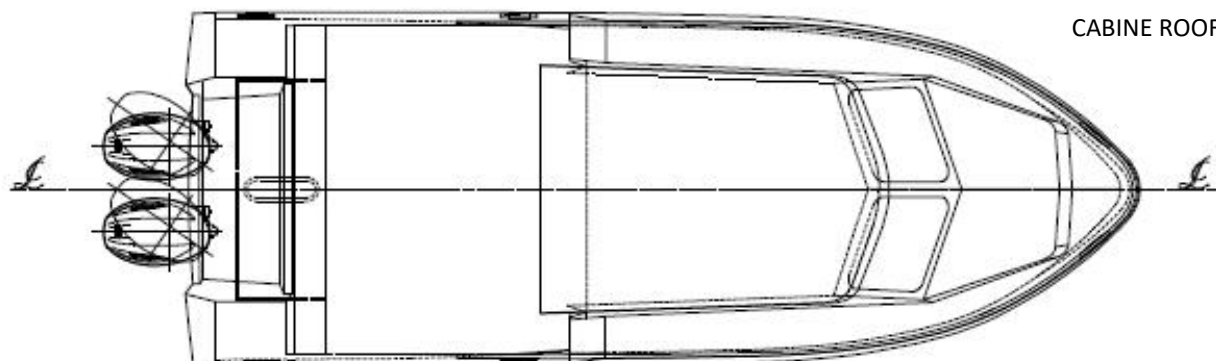
NAUTICAL AND COMMUNICATION

MAGNETIC COMPASS
GPS: Furuno 1715X
RADAR/ CHART PLOTTER: Humminbird Helix 7 GPS Chirp G2
RADIO VHF com DSC classe D: Navicom, RT-550

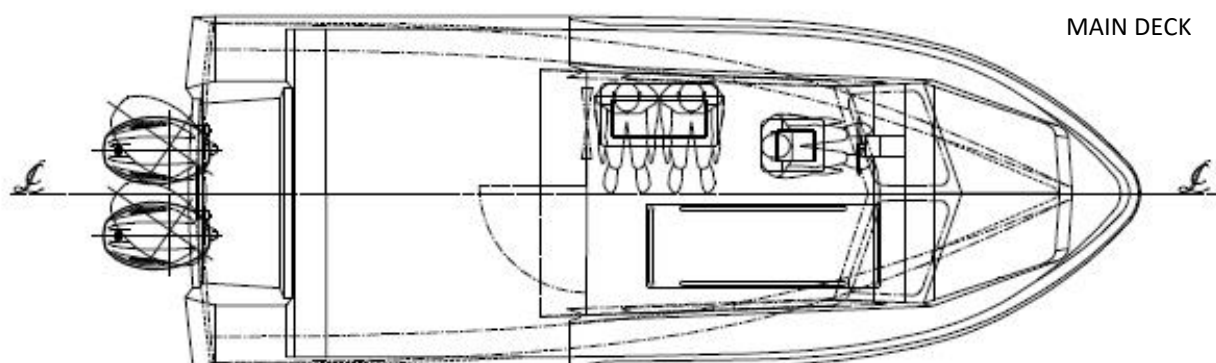
PROFILE



CABINE ROOF



MAIN DECK



Layout and equipment indicative.

Please contact info@enp.pt for more details.



Estaleiros Navais de Peniche S.A.

Molhe Leste
2520-620 Peniche

Portugal

Tel: +351 262 780 420

info@enp.pt

www.enp.pt

39.353282, -9.36773